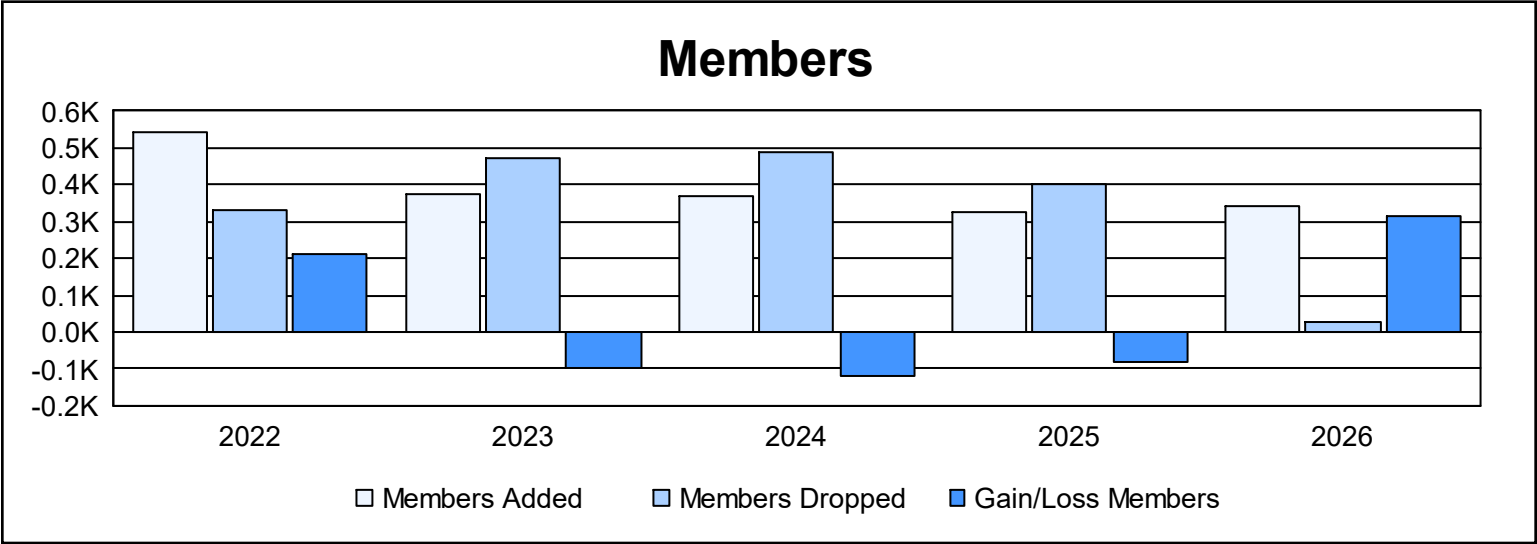
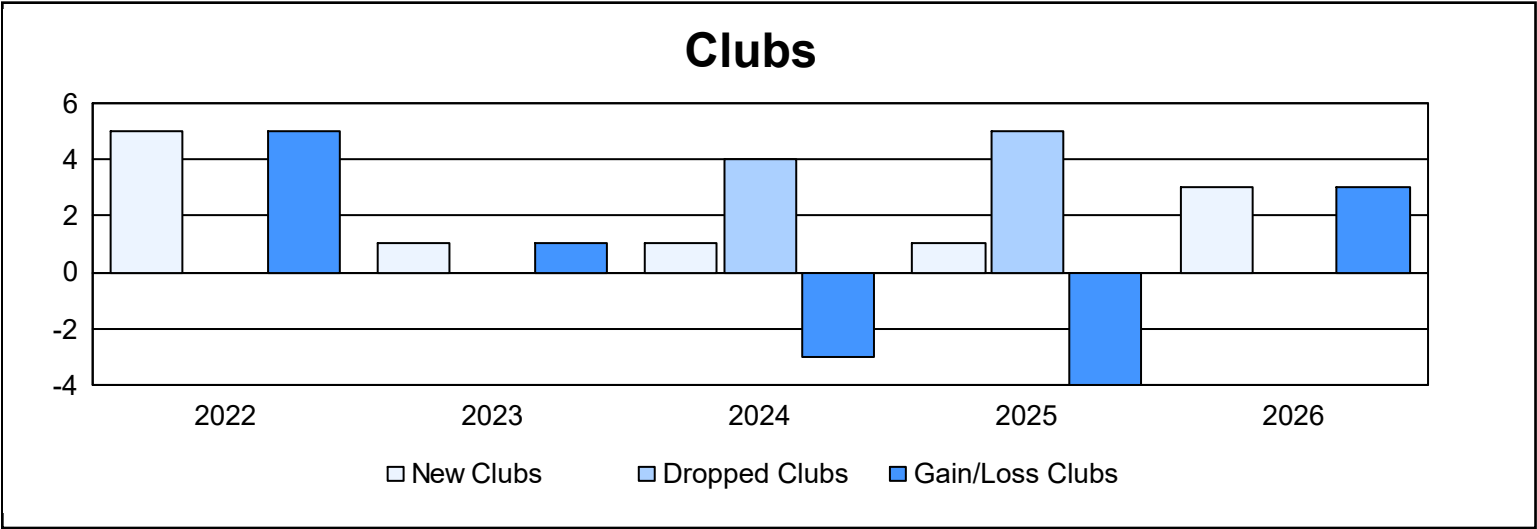
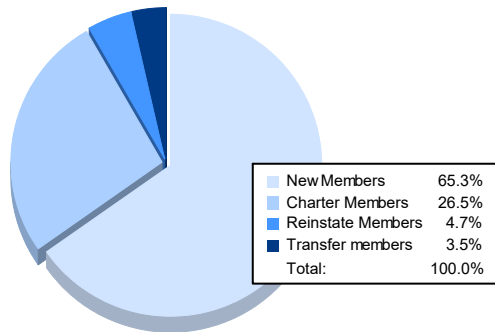


| Year | New Clubs | Dropped Clubs | Gain/ Loss Clubs | New Members | Charter Members | Reinstate Members | Transfer Members | Total Member Added | Total Members Dropped | Gain/ Loss Members |
|-----------|-----------|---------------|------------------|-------------|-----------------|-------------------|------------------|--------------------|-----------------------|--------------------|
| 2021-2022 | 5 | 0 | 5 | 307 | 186 | 28 | 21 | 542 | 329 | 213 |
| 2022-2023 | 1 | 0 | 1 | 300 | 42 | 16 | 18 | 376 | 473 | -97 |
| 2023-2024 | 1 | 4 | -3 | 288 | 44 | 18 | 21 | 371 | 489 | -118 |
| 2024-2025 | 1 | 5 | -4 | 244 | 33 | 17 | 30 | 324 | 403 | -79 |
| 2025-2026 | 3 | 0 | 3 | 222 | 90 | 16 | 12 | 340 | 26 | 314 |
| Average | 2 | 2 | 0 | 272 | 79 | 19 | 20 | 391 | 344 | 47 |



Membership Composition September 2025 Cumulative



Gender Composition September 2025 Cumulative

